

# salva



## modular NXM-4008-V4 S200 Future

### FEATURES

Electrical polyvalent oven for trays formed by four modules or independent chambers apilables that allow to mount the oven so that it adapts to the current and future needs of the client.

### STRUCTURE

- **Oven door**  
Double low-emissivity glass.  
The glass is easy to replace and to clean.  
Reinforced insulation for high temperatures (570°F)
- **Allogenic lighting**
- **Bolinig Chamber**  
Fixed.  
Aluminized sheets in the oven sides.  
The soil and ceiling are black blued Steel.
- **Future Control Panel**  
It allows adapting the program and the regulation of the ceiling, floor and front heating elements.
- **Steam**  
Rapid recovery steam producer

### NEWS

#### Lower consumption ■

The POWER MASTER CONTROL system allows it to operate 33% bellow nominal power.

#### Better baking ■

The system of electrical resistances crossing the ceramic bricks, the heart of the SALVA modular oven, ensures excellent baking.

#### More programs ■

The new control panel has up to 100 different programs allowing different baking phases.

#### Connectivity ■

The E-FUTURE control panel means it can connect to the internet via the SALVA LINK program and be controlled from any mobile device.

#### Temperature ■

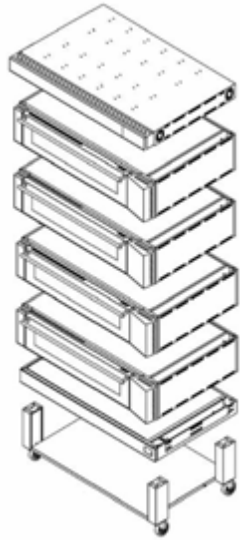
The cooking temperature is up to 570°F due to the additional reinforcement of the baking chamber

# OVEN COMPOSITION AND DETAILS

**1 Top module**  
Essential.  
Height: 6.5 inch

**3 Base**  
Essential.  
Height: 5.9"

**4 Support NXM-200/02**  
Legs height: 8".  
Wheels height: 8".



1  
2  
3  
4

2

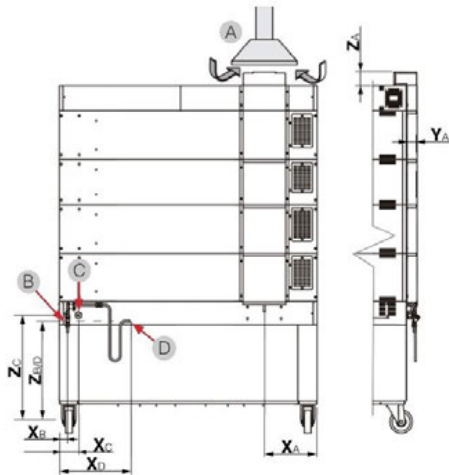
Four modules NXM-V1  
Height: 12.4"/module.

	Total kW	V	A	Hz	BOCPD
NXM-V1 Single Connection	8.1 kW 3Ph+G	204-240	21.0	50/60	35 Amp.
NXM-V1 Single Connection	8.1 kW 3Ph+G	204-240	21.0	50/60	35 Amp.
NXM-V1 Single Connection	8.1 kW 3Ph+G	204-240	21.0	50/60	35 Amp.
NXM-V1 Single Connection	8.1 kW 3Ph+G	204-240	21.0	50/60	35 Amp.
<b>Total Connection</b>	<b>32.6 kW 3Ph+G</b>	<b>204-240</b>	<b>84.1</b>	<b>50/60</b>	<b>125 Amp.</b>

Weight: 2249 lbs

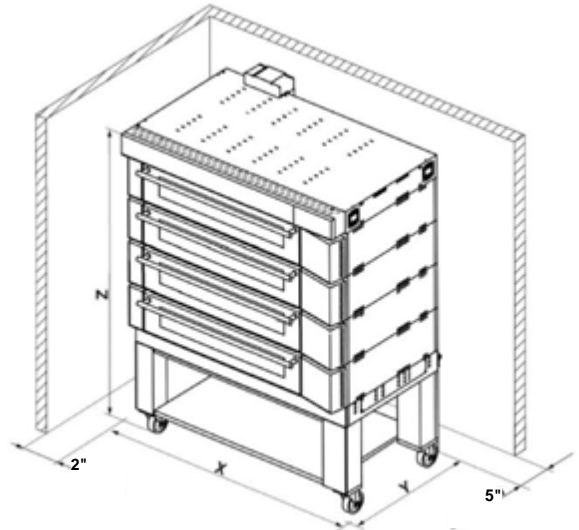
## INSTALLATIONS IN DETAIL

- A Baking chamber fumes chimney**  
It is recommendable to use a standard independent insulated damper of 7.9" (200 mm) inside diameter.
- B Water supply**  
Outlet water pressure between 21 and 36 psi. End of the tube with 1/2" (23,3mm) male connector. Connection to the oven by 3/8" (10mm) minimum internal diameter flexible hose.
- C Electric power supply**  
The electrical connection should be performed by authorized professionals, following the rules in force in each country.
- D Water supply**  
Essential in modules with steam.  
1" (33.7 mm) tube of metal or heat-resistant material. Connection to the oven by 9/16" (14 mm) internal diameter flexible hose.



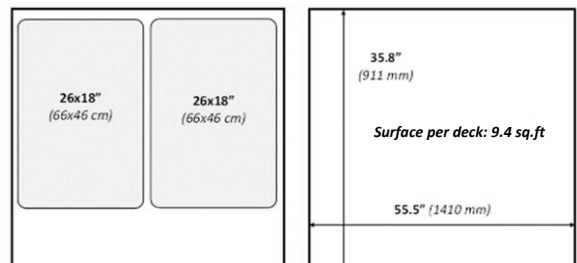
	X	Y	Z
<b>A</b> Baking chamber fumes chimney	13.9"	2.9"	3.8"
<b>B</b> Water supply	2.4"	-	29"
<b>C</b> Electric power supply	4.7"	-	27.4"
<b>D</b> Drainage	4"	-	29"

## GENERAL DIMENSIONS



X	Y	Z
57.5 inch	52.4 inch	77.8 inch

Facilities location (in.) ■



Surface per deck: 9.4 sq.ft

Capacity per deck: 2 tray (26" x 18")